

DWI in Missouri

TRAFFIC CRASHES: Driving while intoxicated (DWI) from alcohol and/or drugs presents a serious risk to the safety of Missouri's roadways. In a given year, about 7,800 alcohol related crashes and 1,100 drug related crashes occur in Missouri resulting in property damage, injuries, and fatalities. Compared to non-DWI crashes, DWI crashes tend to be more severe and result in a higher percentage of injuries and fatalities.¹

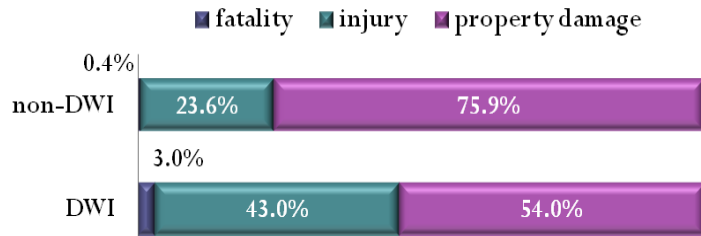
DWI DATA: Analysis of the Missouri driver's license data was conducted in order to gain a better understanding of DWI. The Missouri driver's license data was obtained in February 2009.² This file includes active and expired driver's license records as well as those individuals who had no license document but received a Missouri conviction. Since 1983, Missouri law authorizes the Missouri Department of Revenue to take administrative action in the event of a DWI offense.³ Since 2006, the number of DWI actions has remained above 35,000 per year. In a given year, about 61 percent of DWI's will go to 1st time offenders and 39 percent will go to repeat offenders. As of February 2009, about 425,000 non-deceased Missouri license holders had ever had a DWI action taken—7.3 percent of license holders.

REPEAT OFFENDERS: Over a 15 year time span, about 35 percent of 1st time offenders will get a second DWI, about 50 percent of 2nd time offenders will get a third DWI, and about 59 percent of 3rd time offenders will get a fourth DWI. Of those that get a subsequent DWI, half will get their next DWI offense within about 3 years of their current DWI.

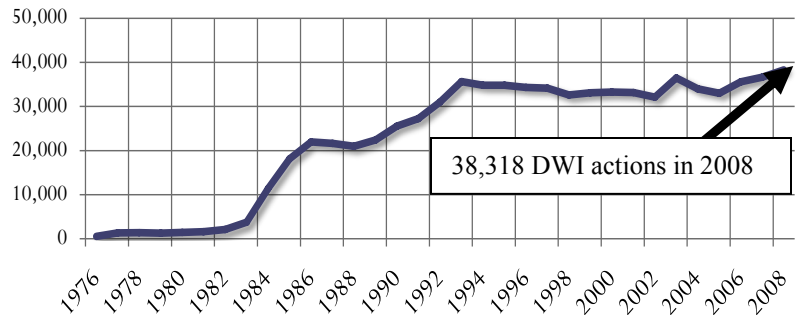
CHEMICAL REFUSALS: In Missouri, failure to submit to a chemical test when requested by law enforcement results in revocation of the driver's license for a period of one year. Chemical refusals become more common as the number of prior DWI actions increases. About 19 percent of 1st time DWI offenders refuse a chemical test—compared to 53 percent of 4th time offenders.

DWI CONVICTIONS: The number of DWI convictions in Missouri is substantially less than the number of DWI administrative actions—about 44 percent.

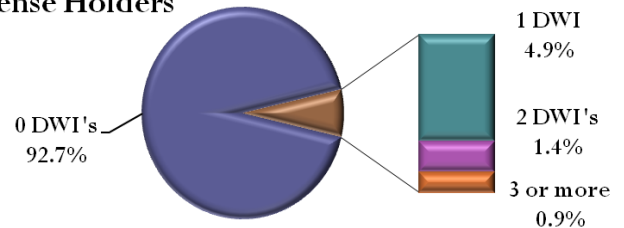
Severity of DWI and non-DWI crashes



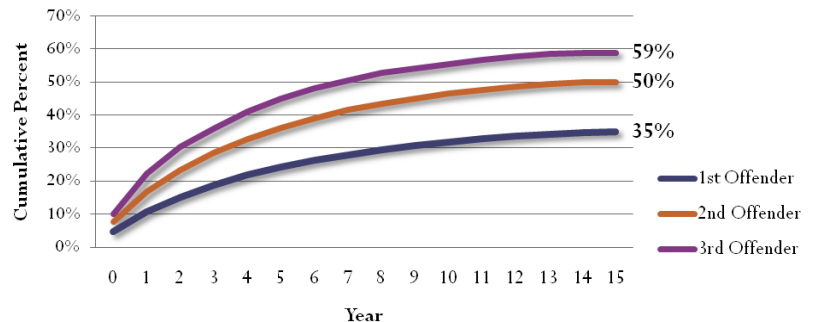
DWI Actions by Effective Year



Lifetime DWI Actions for Non-Deceased Missouri License Holders



Percent Re-offending by Length of Time to Next DWI



Sources:

¹ Derived from data supplied by the Missouri Department of Public Safety, Missouri State Highway Patrol, Statistical Analysis Center (2009).

² C J Lundy, Driving While Intoxicated—Using Administrative Data to Understand the Problem, in draft (June 2009).

³ RS MO 302.500—302.540.